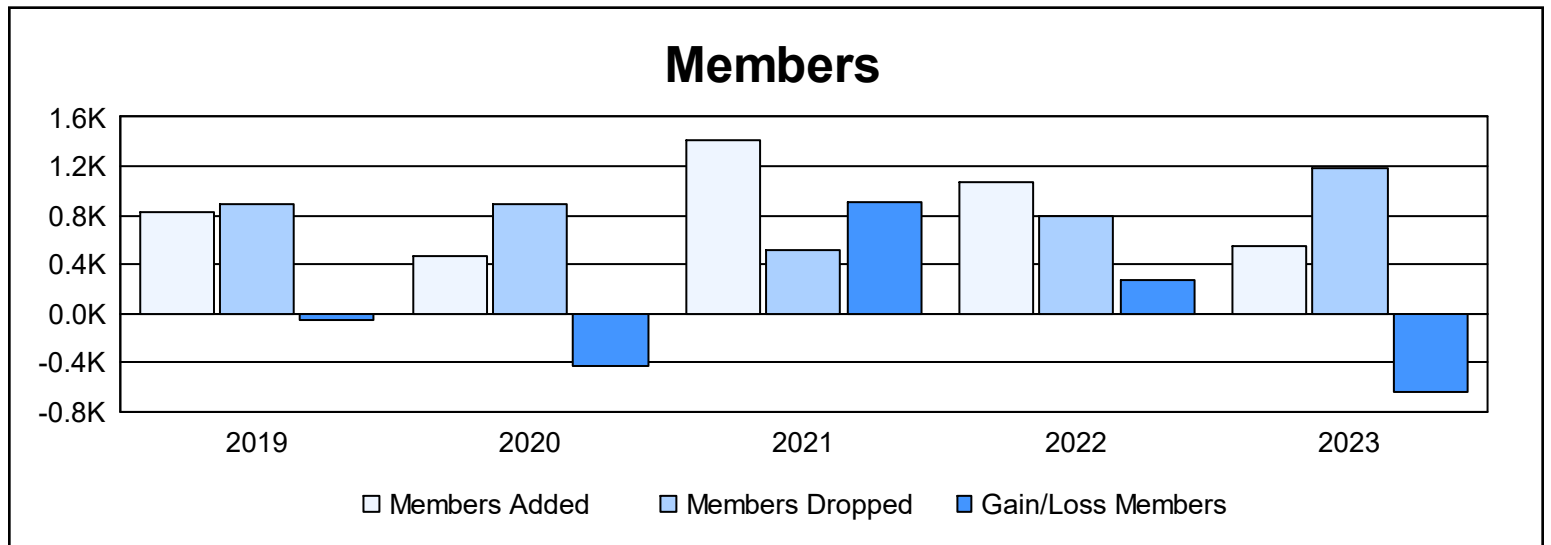
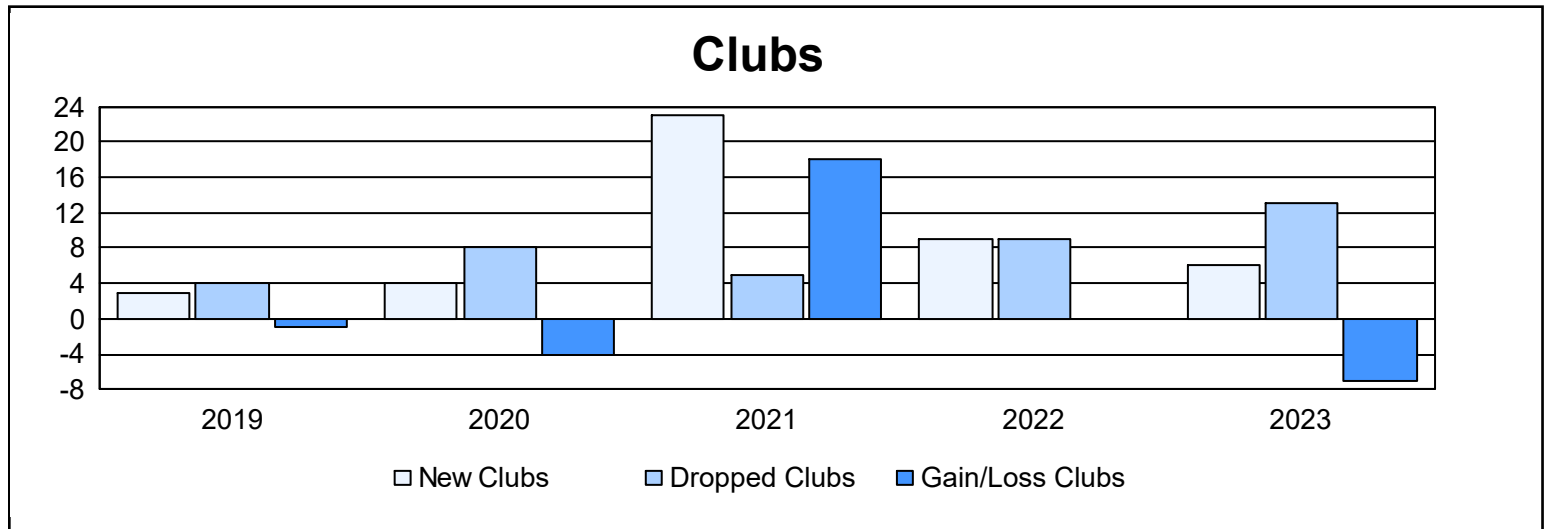
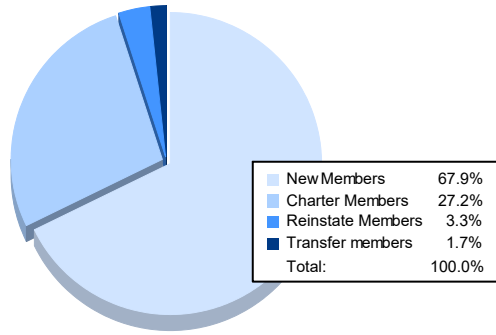


| Year | New Clubs | Dropped Clubs | Gain/ Loss Clubs | New Members | Charter Members | Reinstate Members | Transfer Members | Total Member Added | Total Members Dropped | Gain/ Loss Members |
|----------------|-----------|---------------|------------------|-------------|-----------------|-------------------|------------------|--------------------|-----------------------|--------------------|
| 2018-2019 | 3 | 4 | -1 | 488 | 154 | 188 | 3 | 833 | 892 | -59 |
| 2019-2020 | 4 | 8 | -4 | 304 | 126 | 37 | 4 | 471 | 892 | -421 |
| 2020-2021 | 23 | 5 | 18 | 829 | 550 | 25 | 10 | 1,414 | 515 | 899 |
| 2021-2022 | 9 | 9 | 0 | 731 | 264 | 58 | 11 | 1,064 | 795 | 269 |
| 2022-2023 | 6 | 13 | -7 | 370 | 148 | 18 | 9 | 545 | 1,190 | -645 |
| Average | 9 | 8 | 1 | 544 | 248 | 65 | 7 | 865 | 857 | 9 |



Membership Composition June 2023 Cumulative



Gender Composition June 2023 Cumulative

